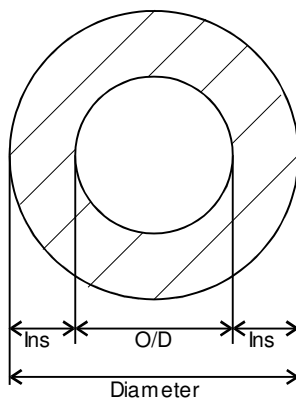


Circumference in millimetres
Plain Glass Insulation

O/D	20mm	25mm	30mm	40mm	50mm	60mm	70mm	100mm
15	173	205	236	299	362	425	488	676
21	192	224	255	318	381	444	506	695
28	214	246	277	340	403	466	528	717
34	233	264	296	359	422	484	547	736
35	236	268	299	362	425	488	550	739
42	258	290	321	384	447	510	572	761
48	277	308	340	403	466	528	591	780
54	296	327	359	422	484	547	610	799
60	315	346	378	440	503	566	629	817
67	337	368	400	462	525	588	651	839
76	365	396	428	491	553	616	679	868
89	406	437	469	531	594	657	720	909
108	466	497	528	591	654	717	780	968
114	484	516	547	610	673	736	799	987
140	566	597	629	692	755	817	880	1069
168	654	685	717	780	843	905	968	1157
219	814	846	877	940	1003	1066	1128	1317
273	984	1015	1047	1110	1172	1235	1298	1487
324	1144	1176	1207	1270	1333	1396	1458	1647

Circumference in millimetres
Foil-Faced Insulation

O/D	20mm	25mm	30mm	40mm	50mm	60mm	70mm	100mm
15	180	211	242	305	368	431	494	682
21	198	230	261	324	387	450	513	701
28	220	252	283	346	409	472	535	723
34	239	271	302	365	428	491	553	742
35	242	274	305	368	431	494	557	745
42	264	296	327	390	453	516	579	767
48	283	315	346	409	472	535	597	786
54	302	334	365	428	491	553	616	805
60	321	352	384	447	510	572	635	824
67	343	374	406	469	531	594	657	846
76	371	403	434	497	560	623	685	874
89	412	444	475	538	601	663	726	915
108	472	503	535	597	660	723	786	975
114	491	522	553	616	679	742	805	993
140	572	604	635	698	761	824	887	1075
168	660	692	723	786	849	912	975	1163
219	821	852	883	946	1009	1072	1135	1323
273	990	1022	1053	1116	1179	1242	1304	1493
324	1150	1182	1213	1276	1339	1402	1465	1653



Calculating Circumferences
 Diameter= OD + (Ins x 2)
 Circ = Diameter x pi (Where pi = 3.142)

For foil faced insulation we add 2mm to the diameter before multiplying by Pi

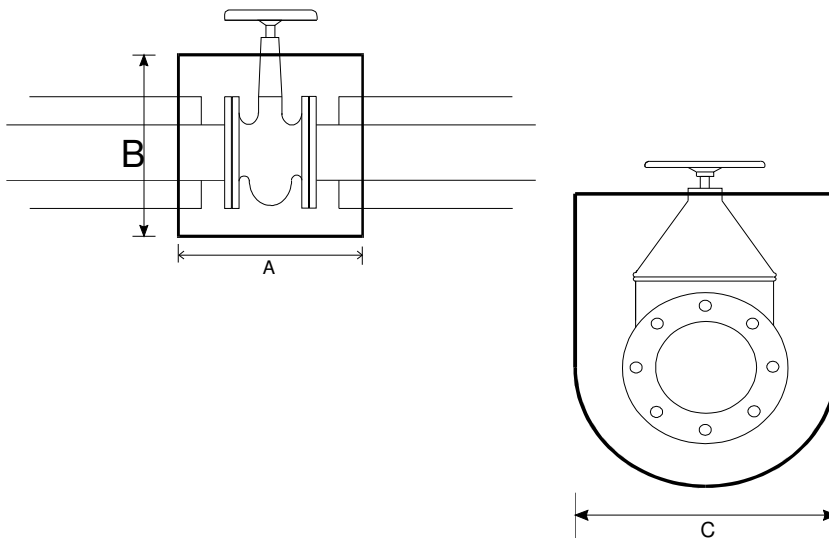
Overlap :

Up to 255mm circumference we add 25mm overlap
 From 256mm to 356mm circumference we add 30mm overlap
 From 357mm to 1150mm circumference we add 40mm overlap
 For circumferences greater than 1150mm we add 50mm overlap
 If you require larger / smaller overlap then please specify at time of order

Valve box sizes used in the calculation of prices in this list
Measurements in Inches

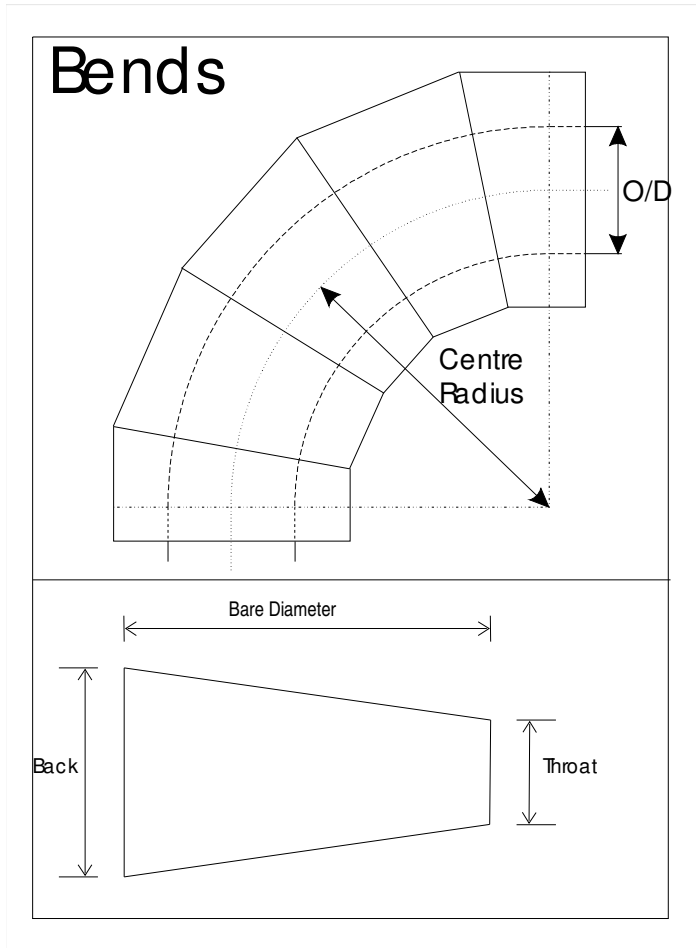
O/D	20mm			25mm			30mm			40mm		
	A	B	C	A	B	C	A	B	C	A	B	C
15	10.75	6.5	5.25	11	6.5	5.75	11.5	6.75	6	12.25	7.25	7
21	10.75	6.5	5.25	11	6.5	5.75	11.5	6.75	6	12.25	7.25	7
28	11	7	5.75	11.5	7.25	6	11.75	7.5	6.5	12.5	7.75	7.25
34	11.5	7.5	6	11.75	7.75	6.5	12.25	8	7	13	8.25	7.75
35	11.5	7.5	6	11.75	7.75	6.5	12.25	8	7	13	8.25	7.75
42	11.75	9	7	12.25	9.25	7.5	12.5	9.5	7.75	13.5	9.75	8.75
48	12.25	9.75	7.5	12.5	9.75	7.75	13	10	8.25	13.75	10.5	9
54	12.75	10	7.75	13.25	10.25	8	13.5	10.25	8.5	14.25	10.75	9.25
60	13.5	10.5	8	13.75	10.75	8.5	14.25	11	8.75	15	11.25	9.75
67	13.75	11	8.5	14.25	11.25	8.75	14.5	11.5	9.25	15.25	12	10
76	14.25	11.75	8.75	14.5	12	9.25	15	12	9.75	15.75	12.5	10.5
89	14.5	12.5	9.5	15	12.75	9.75	15.25	13	10.25	16.25	13.5	11
108	15	13.75	10.25	15.25	14	10.75	15.75	14.25	11	16.5	14.5	11.75
114	15	13.75	10.25	15.25	14	10.75	15.75	14.25	11	16.5	14.5	11.75
140	15.25	15.5	11.5	15.75	15.75	11.75	16.25	16	12.25	17	16.25	13
168	15.75	17.5	12.75	16.25	17.75	13.25	16.5	18	13.5	17.25	18.5	14.25
219	19	20.75	15	19.25	21	15.25	19.75	21.25	15.75	20.5	21.75	16.5
273	20.5	24	17.25	20.75	24.25	17.5	21.25	24.5	18	22	25	18.75
324	21.5	27	19	22	27.25	19.5	22.25	27.5	20	23	27.75	20.75

O/D	50mm			60mm			70mm			100mm		
	A	B	C	A	B	C	A	B	C	A	B	C
15	13	7.5	7.75	13.75	8	8.5	14.5	8.25	9.25	17	9.5	11.5
21	13	7.5	7.75	13.75	8	8.5	11.5	8.25	9.25	17	9.5	11.5
28	13.5	8.25	8	14.25	8.5	8.75	15	9	9.75	17.25	10.25	12
34	13.75	8.75	8.5	14.5	9.25	9.25	15.25	9.5	10	17.75	10.75	12.5
35	13.75	8.75	8.5	14.5	9.25	9.25	15.25	9.5	10	17.75	10.75	12.5
42	14.25	10.25	9.5	15	10.75	10.25	15.75	11	11	18	12.25	13.5
48	14.5	10.75	9.75	15.25	11.25	10.75	16.25	11.5	11.5	18.5	12.75	13.75
54	15.25	11	10	16	11.5	10.75	16.75	12	11.5	19	13	14
60	15.75	11.75	10.5	16.5	12	11.25	17.25	12.5	12	19.75	13.75	14.25
67	16.25	12.25	10.75	17	12.75	11.5	17.75	13	12.5	20	14.25	14.75
76	16.5	13	11.25	17.25	13.25	12	18	13.75	12.75	20.5	14.75	15.25
89	17	13.75	11.75	17.75	14.25	12.5	18.5	14.5	13.5	20.75	15.75	15.75
108	17.25	15	12.5	18	15.25	13.5	19	15.75	14.25	21.25	17	16.5
114	17.25	15	12.5	18	15.25	13.5	19	15.75	14.25	21.25	17	16.5
140	17.75	16.75	13.75	18.5	17.25	14.5	19.25	17.5	15.25	21.75	18.75	17.75
168	18	18.75	15.25	19	19.25	16	19.75	19.5	16.75	22	20.75	19
219	21.25	22	17.25	22.25	22.5	18	23	22.75	19	25.25	24	21.25
273	22.75	25.25	19.5	23.5	25.75	20.25	24.5	26	21	26.75	27.25	23.5
324	23.75	28.25	21.5	24.75	28.75	22.25	25.5	29	23	27.75	30.25	25.5



Flange box sizes used in the calculation of prices in this list
Measurements in Inches

O/D	20mm		25mm		30mm		40mm		50mm		60mm		70mm		100	
	Diam	Wide	Diam	Wide	Diam	Wide	Diam	Wide	Diam	Wide	Diam	Wide	Diam	Wide	Diam	Wide
15	5.25	8	5.75	8.25	6	8.75	7	9.5	7.75	10.25	8.5	11	9.25	11.75	11.5	14.25
21	5.25	8	5.75	8.25	6	8.75	7	9.5	7.75	10.25	8.5	11	9.25	11.75	11.5	14.25
28	5.75	8	6	8.25	6.5	8.75	7.25	9.5	8	10.25	8.75	11	9.75	11.75	12	14.25
34	6	8	6.5	8.25	7	8.75	7.75	9.5	8.5	10.25	9.25	11	10	11.75	12.5	14.25
35	6	8	6.5	8.25	7	8.75	7.75	9.5	8.5	10.25	9.25	11	10	11.75	12.5	14.25
42	7	8	7.5	8.25	7.75	8.75	8.75	9.5	9.5	10.25	10.25	11	11	11.75	13.5	14.25
48	7.5	8	7.75	8.25	8.25	8.75	9	9.5	9.75	10.25	10.75	11	11.5	11.75	13.75	14.25
54	7.75	8	8	8.25	8.5	8.75	9.25	9.5	10	10.25	10.75	11	11.5	11.75	14	14.25
60	8	8	8.5	8.25	8.75	8.75	9.75	9.5	10.5	10.25	11.25	11	12	11.75	14.25	14.25
67	8.5	8	8.75	8.25	9.25	8.75	10	9.5	10.75	10.25	11.5	11	12.5	11.75	14.75	14.25
76	8.75	8	9.25	8.25	9.75	8.75	10.5	9.5	11.25	10.25	12	11	12.75	11.75	15.25	14.25
89	9.5	8	9.75	8.25	10.25	8.75	11	9.5	11.75	10.25	12.5	11	13.5	11.75	15.75	14.25
108	10.25	8	10.75	8.25	11	8.75	11.75	9.5	12.5	10.25	13.5	11	14.25	11.75	16.5	14.5
114	10.25	8	10.75	8.25	11	8.75	11.75	9.5	12.5	10.25	13.5	11	14.25	11.75	16.5	14.25
140	11.5	8	11.75	8.25	12.25	8.75	13	9.5	13.75	10.25	14.5	11	15.25	11.75	17.75	14.25
168	12.75	8	13.25	8.25	13.5	8.75	14.25	9.5	15.25	10.25	16	11	16.75	11.75	19	14.25
219	15	8	15.25	8.25	15.75	8.75	16.5	9.5	17.25	10.25	18	11	19	11.75	21.25	14.25
273	17.25	8	17.5	8.25	18	8.75	18.75	9.5	19.5	10.25	20.25	11	21	11.75	23.5	14.25
324	19	8	19.5	8.25	20	8.75	20.75	9.5	21.5	10.25	22.25	11	23	11.75	25.5	14.25



Nominal Bore (Inches)	O/D	Centre Radius
1/2" Copper	15	96
1/2" Iron : 3/4" Copper	22	96
3/4" Iron : 1" Copper	28	96
1" Iron : 1 1/4" Copper	35	96
1 1/4" Iron : 1 1/2" Copper	42	96
1 1/2" Iron	48	96
2" Copper	54	96
2" Iron	60	96
2 1/2" Copper	67	96
2 1/2" Iron	76	96
3" Copper	80	115
3" Iron	89	115
4" Copper	108	152
4" Iron	114	152
5" Iron	140	191
6" Iron	168	229
8" Iron	219	305
10" Iron	273	381
12" Iron	324	457
14" Iron	356	533
16" Iron	406	610
18" Iron	456	686
20" Iron	511	762
24" Iron	610	915
28" Iron	711	1067
30" Iron	813	1220

The number of segments will vary according to the OD and Insulation thickness. Please advise us of your specific requirements. On Duct bends, if you give us the segment size, diameter and number of complete segments in the bend (Measured bare of insulation) plus the circumference over insulation. We can calculate the Angle and Centre Radius of the bend from this information